

Seminar Evaluation Result

Seminar Title:

Symposium on Sustainability Driven Innovative Technologies

Date of Symposium:

07 to 08 May 2009

Number of completed questionnaire =

94

No. of Participants

204

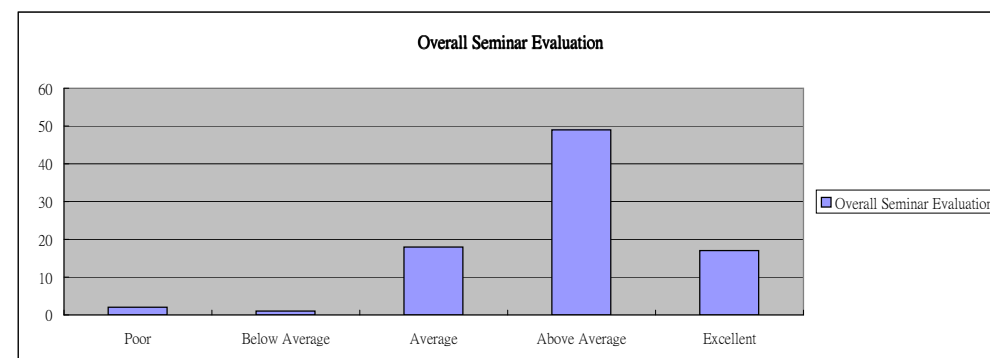
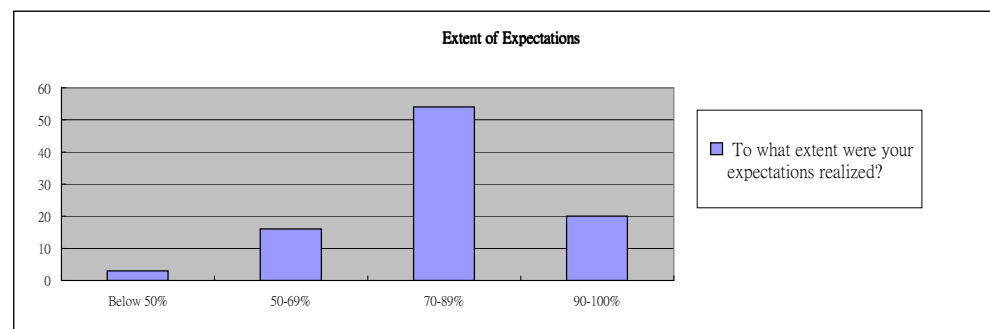
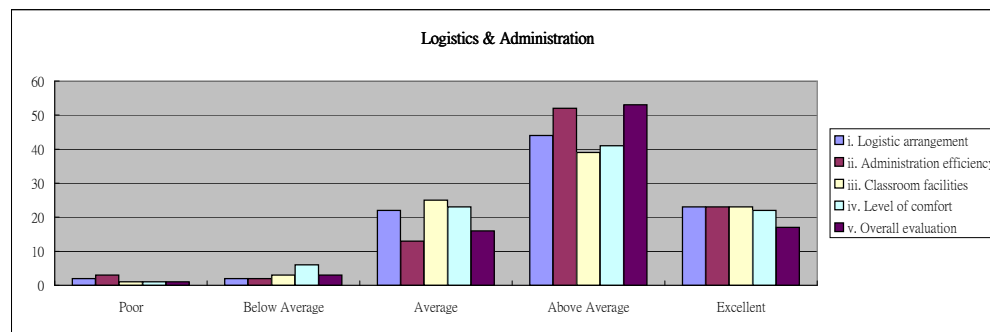
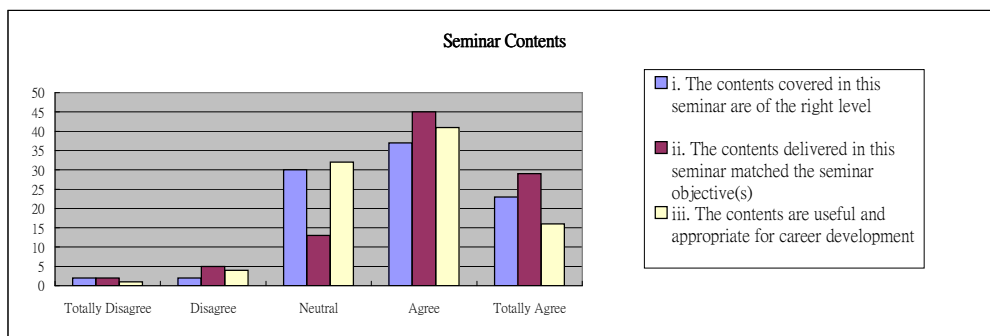
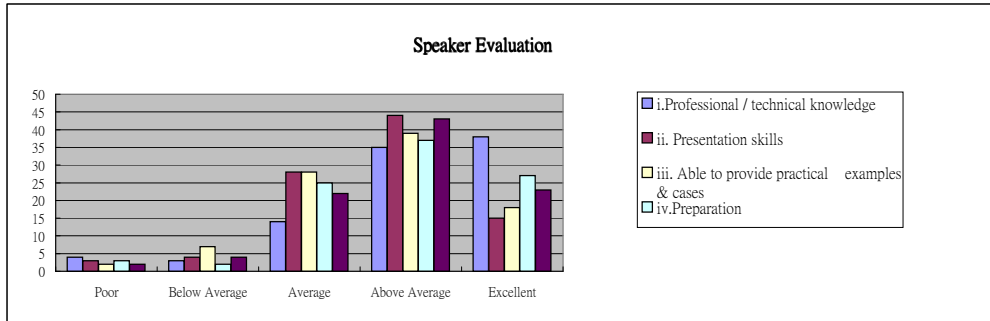
Overall evaluation on speakers: 93% in total rated "Average", "Above Average" and "Excellent"

Usefulness of the seminar content: 94% in total rated "Neutral", "Agree" and "Totally Agree"

Logistic arrangement: 95% in total rated "Average", "Above Average" and "Excellent"

Extent of Expectation: 97% in total rated above 50% of their expectation

Overall seminar evaluation: 97% in total rated "Average", "Above Average" and "Excellent"



Evaluation Data

Record frequency count on the table		1	2	3	4	5	Total
		Poor	Below Average	Average	Above Average	Excellent	
A	Speaker Evaluation						
	i. Professional / technical knowledge	4	3	14	35	38	94
	ii. Presentation skills	3	4	28	44	15	94
	iii. Able to provide practical examples & cases	2	7	28	39	18	94
	iv. Preparation	3	2	25	37	27	94
	v. Overall evaluation on speakers	2	4	22	43	23	94
Total		14	20	117	198	121	470
		93%					

Record frequency count on the table		1	2	3	4	5	Total
		Totally Disagree	Disagree	Neutral	Agree	Totally Agree	
B	Contents						
	i. The contents covered in this seminar are of the right level	2	2	30	37	23	94
	ii. The contents delivered in this seminar matched the seminar objective(s)	2	5	13	45	29	94
	iii. The contents are useful and appropriate for career development	1	4	32	41	16	94
Total		5	11	75	123	68	282
		94%					

Record frequency count on the table		1	2	3	4	5	Total
		Poor	Below Average	Average	Above Average	Excellent	
C	Logistics & Administration						
	i. Logistic arrangement	2	2	22	44	23	93
	ii. Administration efficiency	3	2	13	52	23	93
	iii. Classroom facilities	1	3	25	39	23	91
	iv. Level of comfort	1	6	23	41	22	93
	v. Overall evaluation	1	3	16	53	17	90
Total		8	16	99	229	108	460
		95%					

Record frequency count on the table		Below 50%	50-69%	70-89%	90-100%	Total
D	To what extent were your expectations realized?	3	16	54	20	
Total		3	16	54	20	93
		97%				

Record frequency count on the table		1	2	3	4	5	Total
		Poor	Below Average	Average	Above Average	Excellent	
E	Overall Seminar Evaluation	2	1	18	49	17	87
Total		2	1	18	49	17	87
		97%					

A. Speaker Evaluation
vi. Other Comments
1) Very knowledgeable people providing useful info

B. Content
iv. Other topics should be included
1) General Light in the future
2) International LED/OLED standards in the future

v. Topics should be excluded
1) New technology under development/research

C. Logistics & Administration
vi. Other comments
1) Too cold in the room.

E. General Comments on the Seminar
1) Too much technical info, not enough practical info, the content doesn't match the theme "Green&Sustainability"
2) Through the topics highlight "Green",but it's not practical enough to show how green the technology contributes.
3) Of the course content can go through deeper the topics, if would be much more useful.