

**PSDAS Project (Ref: 2007-4-4)**

**Seminar Evaluation Result**

Seminar Title:

**Seminar on Display Technologies**

Date of Seminar:

**28-Nov-08**

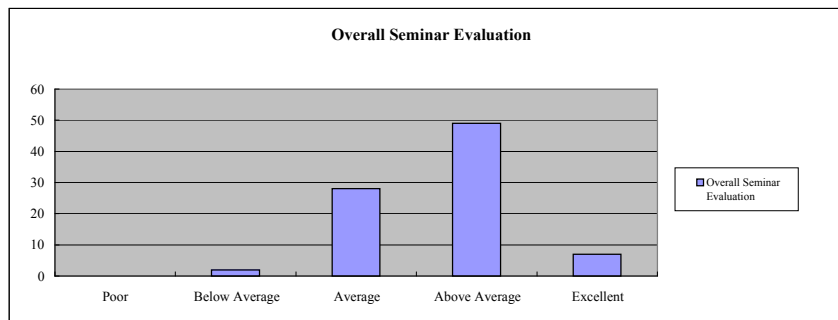
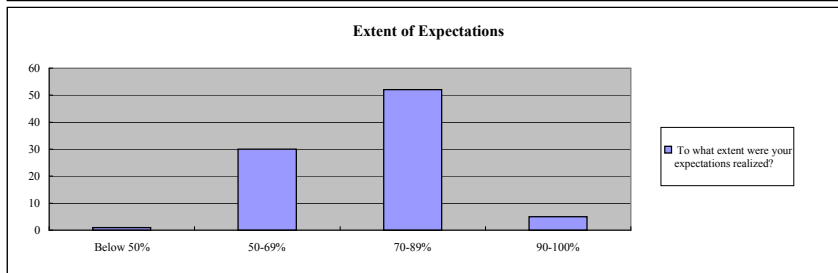
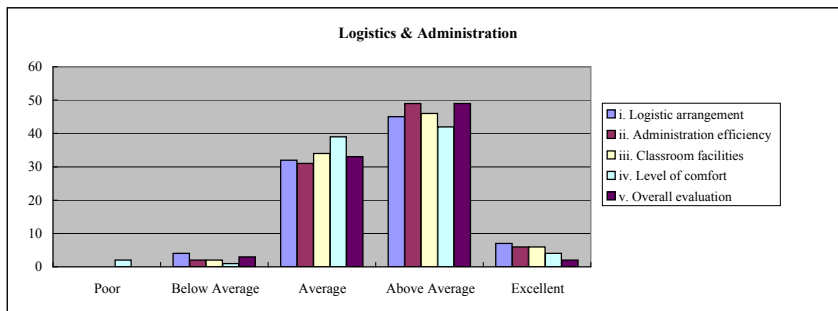
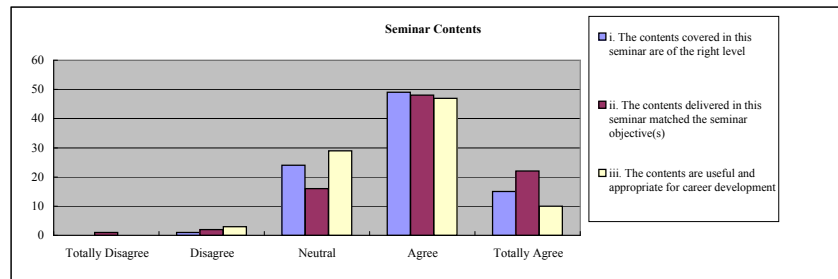
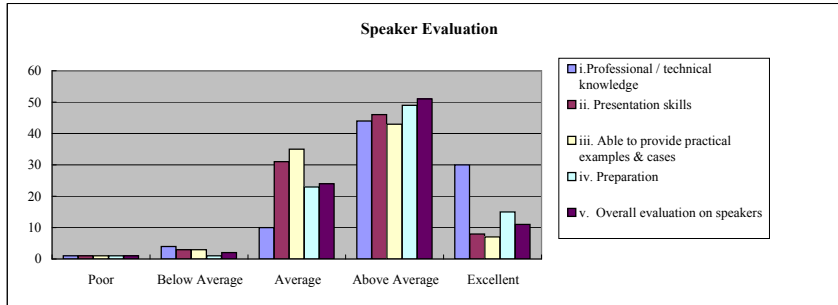
Number of completed questionnaire =

**90**

Reply rate =

**83%**

Overall evaluation on speakers: 97% in total rated "Average", "Above Average" and "Excellent"  
 Usefulness of the seminar content: 97% in total rated "Neutral", "Agree" and "Totally Agree"  
 Logistic arrangement: 99% in total rated "Average", "Above Average" and "Excellent"  
 Extent of Expectation: 99% in total rated above 50% of their expectation  
 Overall seminar evaluation: 98% in total rated "Average", "Above Average" and "Excellent"



Record frequency count on the table

		1	2	3	4	5	Total	
		Poor	Below Average	Average	Above Average	Excellent		
A	Speaker Evaluation							
i	i. Professional / technical knowledge	1	4	10	44	30	89	
ii	ii. Presentation skills	1	3	31	46	8	89	
iii	iii. Able to provide practical examples & cases	1	3	35	43	7	89	
iv	iv. Preparation	1	1	23	49	15	89	
v	v. Overall evaluation on speakers	1	2	24	51	11	89	
Total		5	13	123	233	71	445	
		97%						

Record frequency count on the table

		1	2	3	4	5	Total	
		Totally Disagree	Disagree	Neutral	Agree	Totally Agree		
B	Contents							
i	i. The contents covered in this seminar are of the right level	0	1	24	49	15	89	
ii	ii. The contents delivered in this seminar matched the seminar objective(s)	1	2	16	48	22	89	
iii	iii. The contents are useful and appropriate for career development	0	3	29	47	10	89	
Total		1	6	69	144	47	267	
		97%						

Record frequency count on the table

		1	2	3	4	5	Total	
		Poor	Below Average	Average	Above Average	Excellent		
C	Logistics & Administration							
i	i. Logistic arrangement	0	4	32	45	7	88	
ii	ii. Administration efficiency	0	2	31	49	6	88	
iii	iii. Classroom facilities	0	2	34	46	6	88	
iv	iv. Level of comfort	2	1	39	42	4	88	
v	v. Overall evaluation	0	3	33	49	2	87	
Total		2	12	169	231	25	439	
		97%						

Record frequency count on the table

		Below 50%	50-69%	70-89%	90-100%	Total
D	To what extent were your expectations realized?	1	30	52	5	
Total		1	30	52	5	88
		99%				

Record frequency count on the table

		1	2	3	4	5	Total
		Poor	Below Average	Average	Above Average	Excellent	
E	Overall Seminar Evaluation	0	2	28	49	7	86
Total		0	2	28	49	7	86
		98%					

- A. Speaker Evaluation
- vi. Other Comments
- 1) **more breaks for refresh**
  - 2) **Some real demonstratoins**
  - 3) **Some presentations a little too specific**
- B. Content
- iv. Other topics should be included
- 1) **Basic LCD introduction, e.g. Why T-con is used? how does LCD work? How to do multiplexity(passive matrix)? LCD with introduction(how COM-SEG work)...otherwise the seminar is for LCD only**
  - 2) **Some technical topic, such as the comparison of different technology pros & cons possible trend of different technology on display**
  - 3) **LED backlight**
  - 4) **More up-to-date applications are better**
- v. Topics should be excluded
- 1) **Examples of collaboration in HK industries.**
  - 2) **Can't find any**
  - 3) **HKPC's presentation (Raymond Chin)**
- C. Logistics & Administration
- vi. Other comments
- 1) **Show more new technology on future, conceptual applications**
  - 2) **Too crowded**
- E. General Comments on the Seminar
- 1) **Very good opportunity to get the knowhowof latest display technology and application.**
  - 2) **The Seminar can enhance me knowledge in display technologies.**
  - 3) **Overview of display technologies should be included at the beginning of the seminar**
  - 4) **Too technical & less application**
  - 5) **Well organized, well structured, the morning 1st 2 presentation session was excellent, some presentation English is hard to hear.**
  - 6) **It do provide us the information on the trend and technology on display industry. Moreover, there is also prototype which give us the idea and the road to go.**
  - 7) **Overall contents is good for me.**
  - 8) **Excellent**
  - 9) **Good**